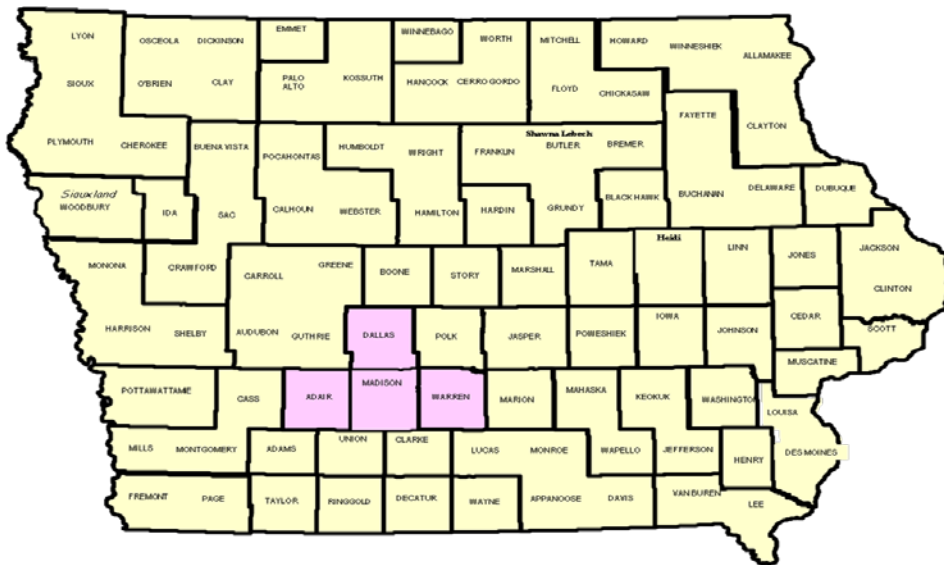


Community Plan Updates

FY2019



Early Childhood Iowa Area



Serving Adair, Dallas, Madison, and Warren County


4 R Kids ECI Area Contacts

Debra Schrader
Executive Director
1011 Pear Avenue
Prescott, Iowa 50859
4rkids@gmail.com
Phone: 641-344-2250

Janice Jensen
Board Chairperson
2281 120th Street
Van Meter, Iowa 50261
jjhhc56@gmail.com
Phone: 515-238-9835

Adair County

(sources U.S. Census, Iowa Kids Count, Woods & Poole)



Total population (2017):	7,054
Total population ages 0-5 (2017):	438
White, non Hispanic population (2017):	97.8%
Median household income (2017):	\$49,477
Average cost of child care weekly (2018):	\$105-\$129
Children living below the poverty level (2017):	13.3%
High School Graduation Rate (2017):	94.0%
Free and Reduced lunch rate (2017):	44.7%
Persons without health insurance under 65 (2017)	4.5%
Families with all parents working & children under age 6 (2017):	78%
Square miles:	569
Average travel time to work:	22.3 minutes
County Seat:	Greenfield
Department of Human Service office:	Greenfield (less than full time)
Hospitals:	Adair County Health Systems (does not deliver babies)

Adair County Schools:

Nodaway Valley Community Schools
Orient-Macksburg Community Schools

Towns:

Adair	Fontanelle	Stuart
Bridgewater	Greenfield	
Casey	Orient	

Interesting Facts:

The area around Greenfield was settled in 1854. Greenfield became the county seat in 1875, after battling out nearby Fontanelle for the title.

The Freedom Rock is a large boulder that marks the entrance to an old rock quarry. Beginning in 1999, Ray "Bubba" Sorensen II has painted the rock every Memorial Day with different patriotic images and sayings in support of the United States military. The goal is to have Freedom Rock in all 99 counties in Iowa.

Wind energy is a focus in Adair County and there are hundreds of wind turbines along interstate 80. Each wind turbine occupies 2 acres of land.



Dallas County

(sources U.S. Census, Iowa Kids Count, Woods & Poole)

Total population (2017):	87,235
Total population ages 0-5 (2017):	8,304
White non-Hispanic population (2017):	91.1%
Median household income (2017):	\$82,719
Average cost of child care weekly (2018):	\$164-\$232
Children living below the poverty level (2017):	4.8%
High School Graduation Rate (2017):	95.4%
Free and Reduced lunch rate (2017):	22.4%
Persons without health insurance under 65 (2017)	3.7%
Families with all parents working & children under age 6 (2017):	72%
Square miles:	588
Average travel time to work:	21.1 minutes
County Seat:	Adel
Department of Human Services office:	Adel (full time)
Hospitals:	Methodist West Hospital Dallas County Hospital (does not deliver babies)

Colleges

Des Moines Area Community College (DMAC Perry Campus)

Dallas County Schools:

Adel-DeSoto-Minburn Community Schools
Dallas Center –Grimes Community Schools
Perry Community Schools
Waukee Community Schools
Woodward-Granger Community Schools

Van Meter Community Schools
West Central Valley Community Schools
St. Patrick's Catholic School
Dallas Center Christian School
St Francis Assisi School

Towns:

Adel	Dexter	Urbandale*
Bouton	Granger	Van Meter
Clive*	Linden	Waukee
Dallas Center	Minburn	West Des Moines*
Dawson	Perry	Woodward
Desoto	Redfield	

*city shares with Polk County

Interesting Facts:

In the 2010 U.S. Census, Dallas County was the state of Iowa's fastest growing county at 62.3% and the seventh fastest growing county in the United States.

American major league baseball player Bob Feller (November 3, 1918 - December 15, 2010) was born and raised on the family farm in Van Meter Iowa. Bob Feller was known for passing the minor leagues at age 17 and played for the Cleveland Indians.

In 2017, *Apple* known for mobile communications and technology was awarded \$213 million in incentives to build a \$1.3 billion state of art data center in Dallas County.

Madison County



Total population (2017):	16,103
Total population ages 0-5 (2017):	1,169
White non-Hispanic population (2017) :	95.2%
Median household income (2017):	\$60,077
Average cost of child care weekly (2018):	\$136 - \$185
Children living below the poverty level (2017):	8.4%
High School Graduation Rate (2017):	94.4%
Free and Reduced lunch rate (2017):	27.9%
Persons without health insurance under 65 (2017)	4.6%
Families with all parents working & children under age 6 (2017):	72%
Square miles:	561
Average travel time to work:	28.2 minutes
County Seat:	Winterset
Department of Human Service office:	Winterset (less than full time)
Hospital:	Madison County Health Systems (does not deliver babies)

Madison County Schools:

Winterset Community Schools
Interstate 35 Community Schools
Earlham Community Schools
Grace Christian Academy

Towns:


Bevington	Macksburg	Truro
Earlham	Patterson	Winterset
East Peru	St. Charles	

Interesting Facts:

East Peru (current population 125) is the birthplace of the Red Delicious cultivar apple.

Madison County is the birthplace of John Wayne and home of the historic covered bridges popularized by Robert James Waller's novel *The Bridges of Madison County* and the feature film starring Meryl Streep and Clint Eastwood.

Madison County was named after James Madison (1751–1836), the fourth President of the United States, between 1809 and 1817.



Warren County

Total population (2017):	50163
Total population ages 0-5 (2017):	3,693
White non-Hispanic population (2017):	98.8%
Median household income (2017):	\$71,514
Average cost of child care weekly (2018):	\$151-\$213
Children living below the poverty level (2017):	6.2%
High School Graduation Rate (2017):	95.7%
Free and Reduced lunch rate (2017):	25.2%
Persons without health insurance under 65 (2017)	3.3%
Families with all parents working & children under age 6 (2017):	77%
Square miles:	69
Average travel time to work:	23.7 minutes
County Seat:	Indianola
Department of Humans Service office:	Indianola (full time office)
Hospitals:	There are no hospitals in Warren County

Warren County Schools:

Norwalk Community Schools
 Indianola Community Schools
 Carlisle Community Schools
 Southeast Warren Community Schools
 Martensdale-St. Mary Community Schools
 Main Street Montessori and Middle School (Pre-k - 8th)
 Victory Christian Academy (Pre-K - 8th)

Colleges:

Simpson

Towns:

Ackworth	Indianola	Prole
Bevington	Lacona	Sandyville
Carlisle	Milo	Spring Hill
Cumming	Martensdale	St. Marys
Des Moines*	New Virginia	West Des Moines*
Hartford	Norwalk	

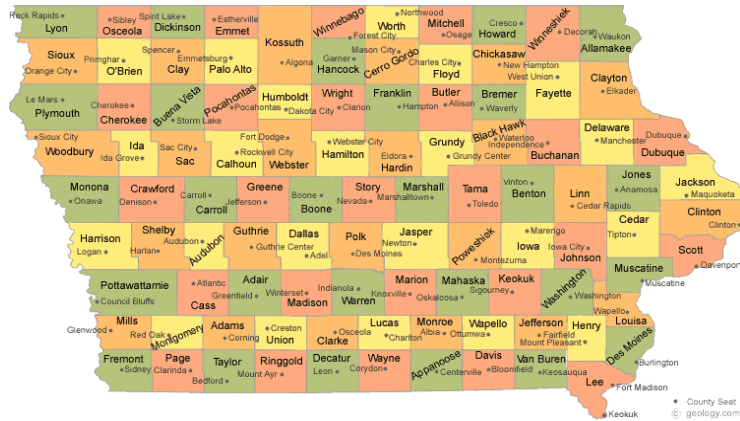
* city mostly in Polk County

Interesting Facts:

Microsoft invested more than \$3.5 billion in Iowa and in 2017 built the largest data center in the United States which is located in Warren and Madison County. The complex is larger than Jordan Creek Town Center in Des Moines.

Tom Harkin, United States Senator, was born in Cumming Iowa in 1939.

Major league baseball play Casey Blake, actor Brandon Routh who played Superman, Iowa Hawkeye basketball player and potential NBA player Chris Street were all natives of Warren County.



State of Iowa

(sources U.S. Census, Iowa Kids Count, Woods & Poole)

Total population (2017):	3,145,711
Total population ages 0-5 (2017):	242,970
White, non Hispanic population (2017):	91.1%
Median household income (2017):	\$56,570
Average cost of child care weekly (2018):	\$133-\$179
Children living below the poverty level (2017):	12.6%
High School Graduation Rate (2017):	91.8%
Free and Reduced lunch rate (2017):	41.3%
Persons without health insurance under 65 (2017)	5.5%
Families with all parents working & children under age 6 (2017):	75%
Square miles:	55,857
Average travel time to work:	19.0 minutes
Capital:	Des Moines Iowa

Did you know?

Iowa is one of the prettiest views in the United States. Ames, Iowa (home of Iowa State University) was named as one of the top ten places to live in the United States by TIME magazine. Iowa was also named one of the top states to raise a family and one of the top states of affordable living!

Interesting Facts:

- Ripley's Believe it or Not named Burlington's Snake Alley the most crooked street in the world.
- Sabula is Iowa's only town on an island.
- Sliced bread was invented by an Iowan from Davenport.
- Iowa has more golf course per capita than any other state.
- Strawberry point is the home of the world's largest strawberry.
- Iowa is home to the national Hobo convention which takes place every year in Britt Iowa.
- Hogs outnumber humans 4 to 1.
- Iowa claims the world's largest nickel, which sits 12 feet across in an Iowa City farm field.
- The Iowa 80 in Walcott is the world's largest truck stop.
- The state is comprised of 92% farmland.



Early Childhood Iowa Area Board Strategic Plan

ECI Results

The Early Childhood Area Board will develop the capacity and commitment for achieving the following results:

- Healthy Children
- Children Ready to Succeed in School
- Safe and Supportive Communities
- Secure and Nurturing Families
- Secure and Nurturing Early Learning Environments

Vision Statement

“Every child beginning at birth, will be healthy and successful”

(Since FY2011)

Mission Statement

“Empower families and communities to enhance the quality of the lives of young children”

Guiding Principles

We believe healthy children and healthy families result in healthy communities.

We support evidenced-based programs, promising programs and researched based programs.

We support programs that are able to demonstrate performance measures for input, output, quality/efficiency, and outcomes.

Indicators

- % of kindergarteners with a preschool experience (source- Iowa Department of Education & School Districts)
- % of child care providers and preschools at each level of the voluntary quality rating system (source - Department of Human Services)
- % of children age 0-17 who live below the poverty level (source -US Census Bureau and Iowa Kids Count)
- % of live births where the mother began prenatal care during the first trimester of pregnancy (source – Iowa Department of Public Health)
- % of individuals age 16 and over who are in the labor force but unemployed (source – Iowa Workforce Development)

Priorities

- Quality early childhood education settings (i.e. homes, centers, preschools)
- Health services (i.e. vision, dental, mental, medical)
- Family support and parent education services/programs
- Community resource management and planning

Early childhood efforts are directed to:

- Serve families prenatal through age 5
- Serve families that reside in Adair, Dallas, Madison, and/or Warren County

4 R Kids Early Childhood Iowa Area Board Indicators 12-20-18

ECI Indicators	Results Linked to the Indicator	Data Source	Baseline Data (date & numerical value)	Subsequent Year's Data (Trend Line)			Goal (numerical value & projected timeline)	Progress Update and/or Brief Analysis of data
				Identify the Year				
Poverty % of children age 0-17 who live below the poverty level	Secure and Nurturing Families	U.S. Census Bureau (Iowa Kids Count)	9.4% (2007)	7.7% (2015) <i>14.9%</i> <i>(State rate)</i>	6.9% (2016) <i>14.6%</i> <i>(State rate)</i>	6.2% (2017) <i>12.6%</i> <i>(State rate)</i>	Reference purposes only	Of the four counties, Adair County has the highest poverty rate at 13.3% and Dallas has the lowest rate at 4.8%. State of Iowa poverty rate is 12.6%. The area is below the state average.
Preschool Experience % of kindergartners who had a preschool experience	Children ready to succeed in school	Iowa Department of Education and local school districts	83.0% (fall 2010) <i>74.2%</i> <i>(State rate)</i>	89.9% (fall 2016) <i>80.3%</i> <i>(State rate)</i>	88.7% (fall 2017) <i>82.0%</i> <i>(State rate)</i>	83.8% (fall 2018) <i>TBD</i>	To be at or above 90%	All but 3 school districts receive statewide voluntary preschool funding and 2 receive Shared Visions funding. There is Head Start in 3 of the 4 counties. The preschool experience rate declined and may be due to the methodology utilized to measure the data; there is no prescribed way that schools are required to measure the preschool experience rate.
Health % of live births where the mother began prenatal care during the first trimester of pregnancy	Healthy Children	Iowa Department of Public Health (Iowa Kids Count)	90.4% (2011) <i>1,581/1,748</i> <i>84.8%</i> <i>(State rate)</i>	89.0% (2015) <i>1,820 / 2,044</i> <i>79.4%</i> <i>(State rate)</i>	87.3% (2016) <i>1,832 / 2,099</i> <i>78.7%</i> <i>(State rate)</i>	89.3% (2017) <i>1,843/2,063</i> <i>79.1%</i> <i>(State rate)</i>	Stay at or above the state rate	All four counties are above the state average of 79.1%. The small urban average is 80.6% and the rural average is 71.2%. The area is above the national average of 77.1%.
Unemployment % of individuals age 16 and over who are in the labor force but unemployed	Safe and Supportive Communities	Iowa Workforce Development	5.3% (2008) <i>6.0%</i> <i>(State rate)</i>	3.1% (2015) <i>3.7%</i> <i>(State rate)</i>	3.0% (2016) <i>3.7%</i> <i>(State rate)</i>	2.5% (2017) <i>3.1%</i> <i>(State rate)</i>	Reference purposes only	Unemployment rate has dropped slightly. Adair and Warren County has the highest rate at 2.8% and Madison County has the lowest at 1.7%. The four county area is below the state of Iowa rate of 3.1%, national rate is 4.3%. Unemployment is a predictor of poverty.
Quality Rating System % of participating child care providers and preschools at each level of the voluntary quality rating system	Secure and nurturing child care environments	Department of Human Services Child Care Resource and Referral	29.5% (FY2010) <i>(89/302 total providers)</i> <i>18.4%</i> <i>(State rate)</i>	27.2% (FY2016) <i>(70/257 total providers)</i> <i>22.6%</i> <i>(State rate)</i>	22.7% (FY2017) <i>(67/295 total providers)</i> <i>17.7%</i> <i>(State rate)</i>	20.7% (FY2018) <i>(53/256 total providers)</i> <i>18.9%</i> <i>(State rate)</i>	Stay above the state rate	It is assumed that ratings decreased due to there are no repercussions for letting a rating expire. Reapplication is based entirely on a providers willingness to do so. Additionally, QRS participation is voluntary. Providers don't always see the benefits of participation. Parents don't always know about QRS and the importance or implications of choosing quality child care. The 4 R Kids area is above the CCRR region rate of 15.8%.